

Getting Grades from D2L

Go to your course homepage in D2L

The image shows a user interface for a course homepage. At the top, there is a navigation bar with several icons: an envelope, a speech bubble, a bell, a vertical ellipsis, and an orange square with a white double arrow icon. To the right of these icons is the text "Your name". A yellow arrow points from a yellow box containing the text "Click on your name" to the "Your name" text.

Below the navigation bar, a dropdown menu is open. The menu has a title "Viewing as Student" and a close button (an 'X' in a square). The menu items are: "Profile", "Notifications" (highlighted in yellow), "Account Settings", and "Log Out". A yellow arrow points from a yellow box containing the text "Click on Notifications" to the "Notifications" menu item.

Below the dropdown menu, there is a "Role Switch" section. It contains the text "You are currently Student." and a "Current Role" dropdown menu. The "Current Role" dropdown menu is currently set to "Student" and has a downward arrow. Below the dropdown menu is a "Change Role" button.



# Scroll down to **Instant Notifications** Section


## Notifications

Control how you receive notifications about activity in your courses. You can receive a periodic summary of activity, or receive instant notifications as things happen.

The Pulse App: Stay Up-to-date on the Go!

Pulse helps you stay connected and on track with your Brightspace courses!



## Contact Methods

Email Address

Send email notifications to: [george.fogarasi@flemingcollege.ca](mailto:george.fogarasi@flemingcollege.ca) 

[Change your email settings](#)

Mobile Number

[Register your mobile](#)

## Summary of Activity

Email me a summary of activity for each of my courses.

How often?

Never ▾

## Instant Notifications

	SMS	Email
Activity Feed - new comments from others on a post	<input type="checkbox"/>	<input type="checkbox"/>
Activity Feed - new posts created by others	<input type="checkbox"/>	<input type="checkbox"/>
Content - content item created		<input type="checkbox"/>

Grades - grade item released	<input type="checkbox"/>	<input checked="" type="checkbox"/>
Grades - grade item updated	<input type="checkbox"/>	<input checked="" type="checkbox"/>
News - item updated	<input type="checkbox"/>	<input type="checkbox"/>
News - new item available	<input type="checkbox"/>	<input type="checkbox"/>
Quizzes - quiz due date or end date is 2 days away	<input type="checkbox"/>	<input type="checkbox"/>

## Customize Notifications

- Include my grade value in notifications from Grades
- Allow future courses to send me notifications

## Exclude Some Courses

You currently have no courses excluded. [Manage my course exclusions](#)

**Click on the three highlighted boxes**

Grades-grade item released

Grades- grade item updated

Include my grade value in notifications from Grades

**Click save**